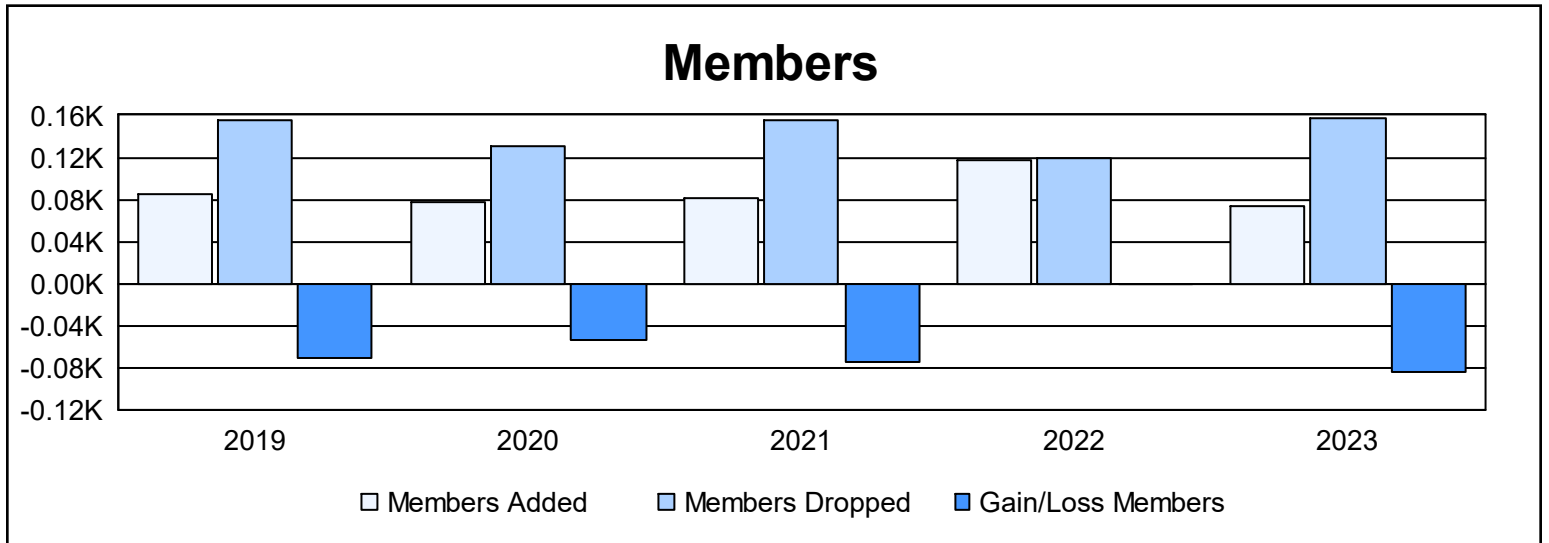
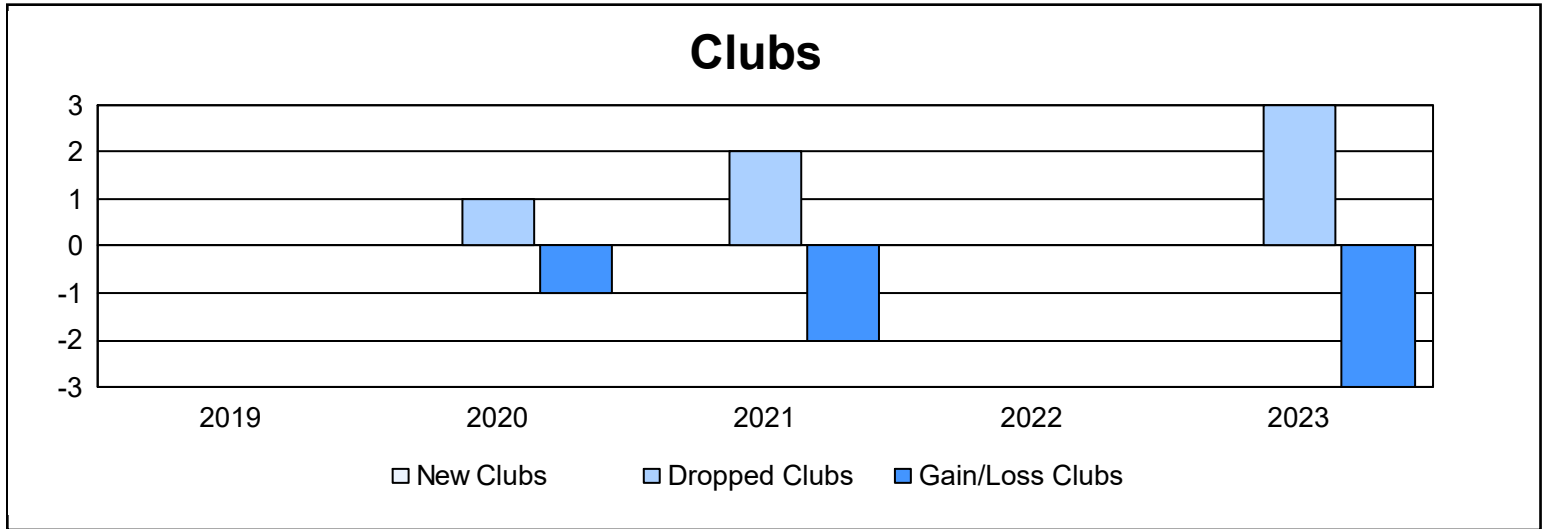
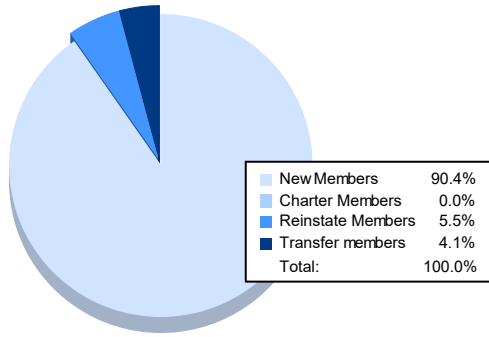


| Year | New Clubs | Dropped Clubs | Gain/ Loss Clubs | New Members | Charter Members | Reinstate Members | Transfer Members | Total Member Added | Total Members Dropped | Gain/ Loss Members |
|----------------|-----------|---------------|------------------|-------------|-----------------|-------------------|------------------|--------------------|-----------------------|--------------------|
| 2018-2019 | 0 | 0 | 0 | 65 | 0 | 4 | 16 | 85 | 156 | -71 |
| 2019-2020 | 0 | 1 | -1 | 74 | 0 | 1 | 3 | 78 | 131 | -53 |
| 2020-2021 | 0 | 2 | -2 | 62 | 0 | 6 | 13 | 81 | 155 | -74 |
| 2021-2022 | 0 | 0 | 0 | 109 | 0 | 7 | 2 | 118 | 119 | -1 |
| 2022-2023 | 0 | 3 | -3 | 66 | 0 | 4 | 3 | 73 | 157 | -84 |
| Average | 0 | 1 | -1 | 75 | 0 | 4 | 7 | 87 | 144 | -57 |



Membership Composition June 2023 Cumulative



Gender Composition June 2023 Cumulative

